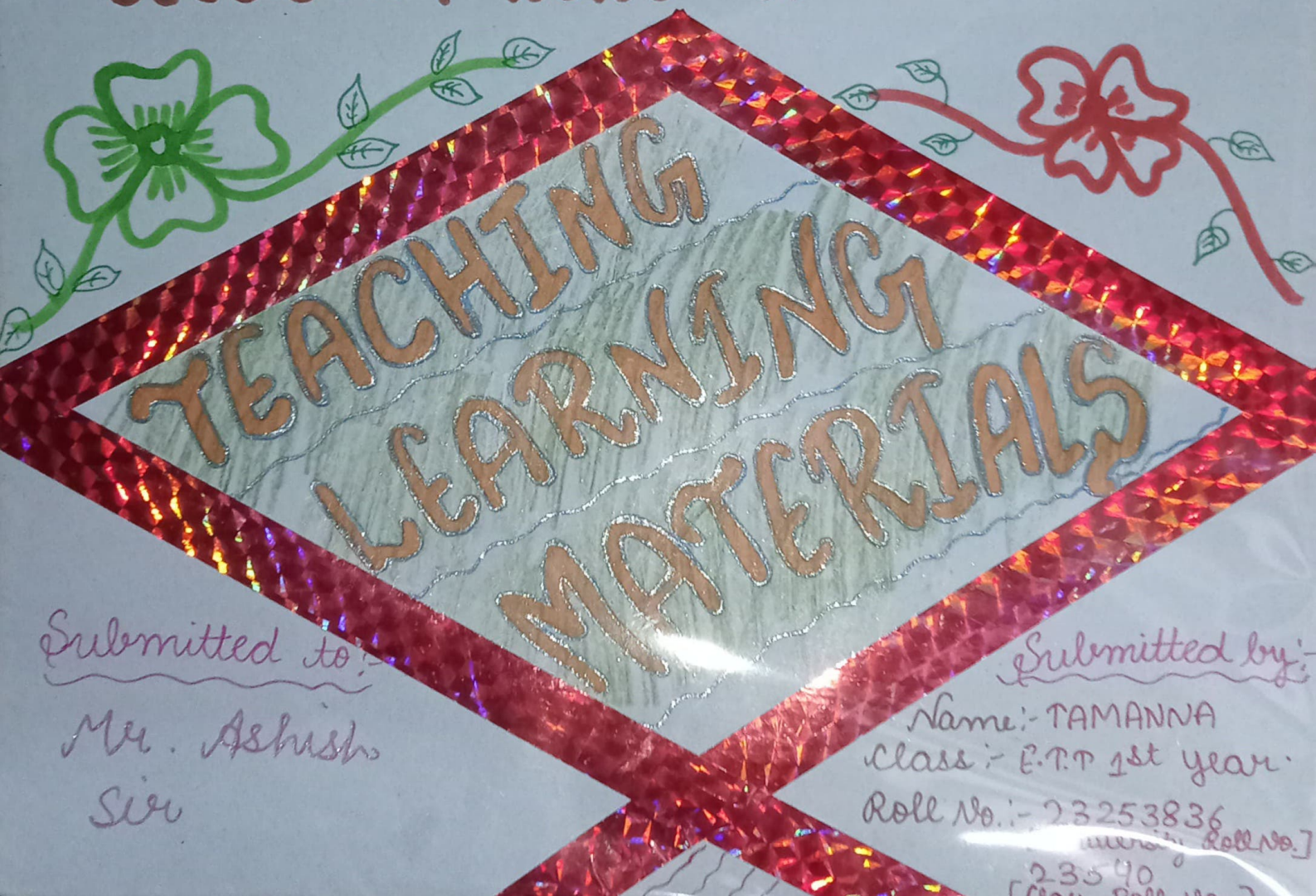


LALA JAGAT NARYAN EDUCATION COLLEGE

SESSION :- 2023 - 2025



Submitted to:-

Mr. Ashish
Sir

Submitted by:-

Name:- TAMANNA
Class:- E.T.P 1st year.
Roll No.:- 23253836
[Roll No.]
23540

LALA JAGAT NARYAN EDUCATION COLLEGE

SESSION:- 2023-2025

TEACHING LEARNING MATERIALS

Submitted to:-

Mr. Ashish
Sir.

Submitted by:-

Name:- Damanna
Class:- E.T.T 2nd year
Roll No.:- 23540 (class)
23253836 (University)
Session:- 2023-2025

TEACHING LEARNING MATERIALS

DEFINITION:-

Teaching Learning Materials [TLMs] are the tools to help the learners to learn the concept in ease and efficiency. Any object or material that is used to facilitate learning and teaching can be considered as a Teaching Learning Material [TLM].

Learning and Teaching is an ongoing process in which teachers try to find out to make the teaching effective and interesting.

EXAMPLES OF TLMs:-

Charts, Models, Book, Chalk-board, Smart-boards, Projector, Computer, ~~Picture~~, Maps, Posts, Flash card, Radio etc.

NEED OF TLMs:-

- * Help to retain concepts permanently.
- * Learning can be better through different teaching aids.

- * Teaching learning process is improved through different material.
- * Teaching aids develop the proper image when the learner see, hear, taste, and smell properly.
- * Teaching aids provide complete example for conceptual thinking.

IMPORTANCE OF TLMS:-

- * Teaching aids create the environment of interest for the students.
- * Teaching aids motivate the students so that they can learn better.
- * With the help of teaching aids, the teacher teaches the subject matter easily.
- * Teaching aids provide direct experience to the students.
- * Teaching aids help to discourage cramming of learners.

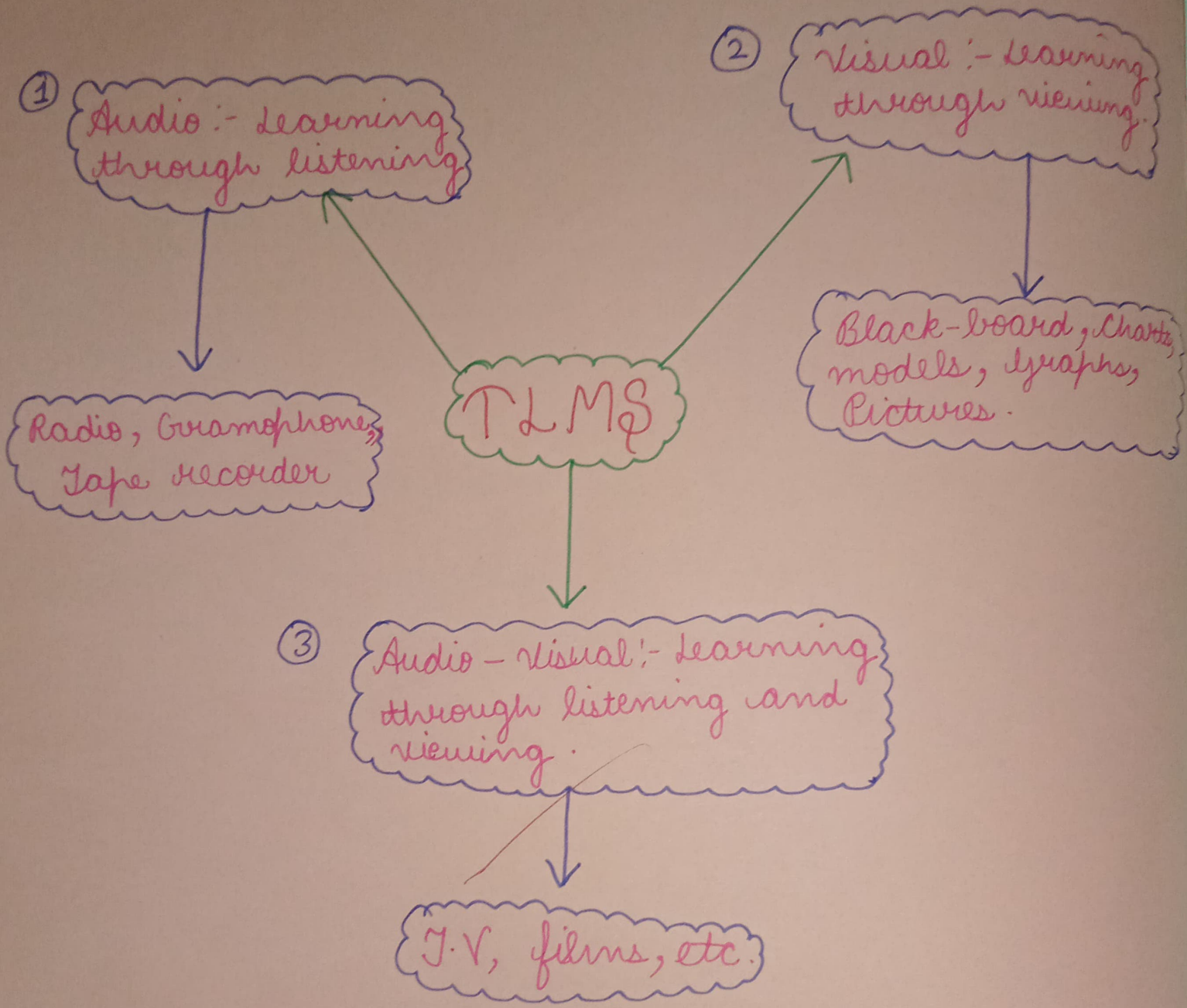
CHARACTERISTICS OF TLMS:-

- * These aids help to comprehend and understand difficult ideas and concepts.
- * They help to develop interest of the learners.

- * They make the learners active participant in the learning.
- * They provide the reinforcement for the better learning.

OBJECTIVE OF TLMs:-

- * To make learning interesting and long lasting.
- * To save time, energy and burden of the teacher.
- * To show application of theoretical knowledge.
- * To motivate students to learners by arousing the interest in the subject.



(i) AUDIO-AIDS:-

Audio aids facilitate learning by using the sense of hearing. Audio aids help the teachers specially in learning teaching.

Some example:- Radio, tape-recorder, language laboratory.

★ Radio:- With the help of radio, a learner gets acquainted with the correct pronunciation skill.

★ Tape Recorder:- correct the learners speech and also improve reading skill of learners.

(ii) VISUAL AIDS:-

These types of aids appeal to the learner's visual images, organs, They helps us in the attainment of the cognitive, effective, psychomotor objectives of teaching.

For example :- Chalk-Board, Charts, Maps, working Models.

* Chalk Board :- It is used to teach sentence structure, new grammatical envelopes.

* Pictures and charts :- These can be used to introduce a new topic or tell a story or teach new vocabulary.

* Working Models :- These can be used to present complex concept to students or exchange logical audio ability students.

(iii) AUDIO-VISUAL AIDS:-

These aids appeal to both the sense organs and visual organs of the learners. They facilitate in attaining the cognitive, affective, and psychomotor objectives of teaching.

For example :- Chalk-Board, Charts, Maps, working Models.

* Chalk Board :- It is used to teach sentence structure, new grammatical envelopes.

* Pictures and Charts :- These can be used to introduce a new topic or tell a story or teach new vocabulary.

* Working Models :- These can be used to present complex concept to students or exchange logical audio ability students.

(iii) AUDIO-VISUAL AIDS :-

These aids appeal to both the sense organs and visual organs of the learners.

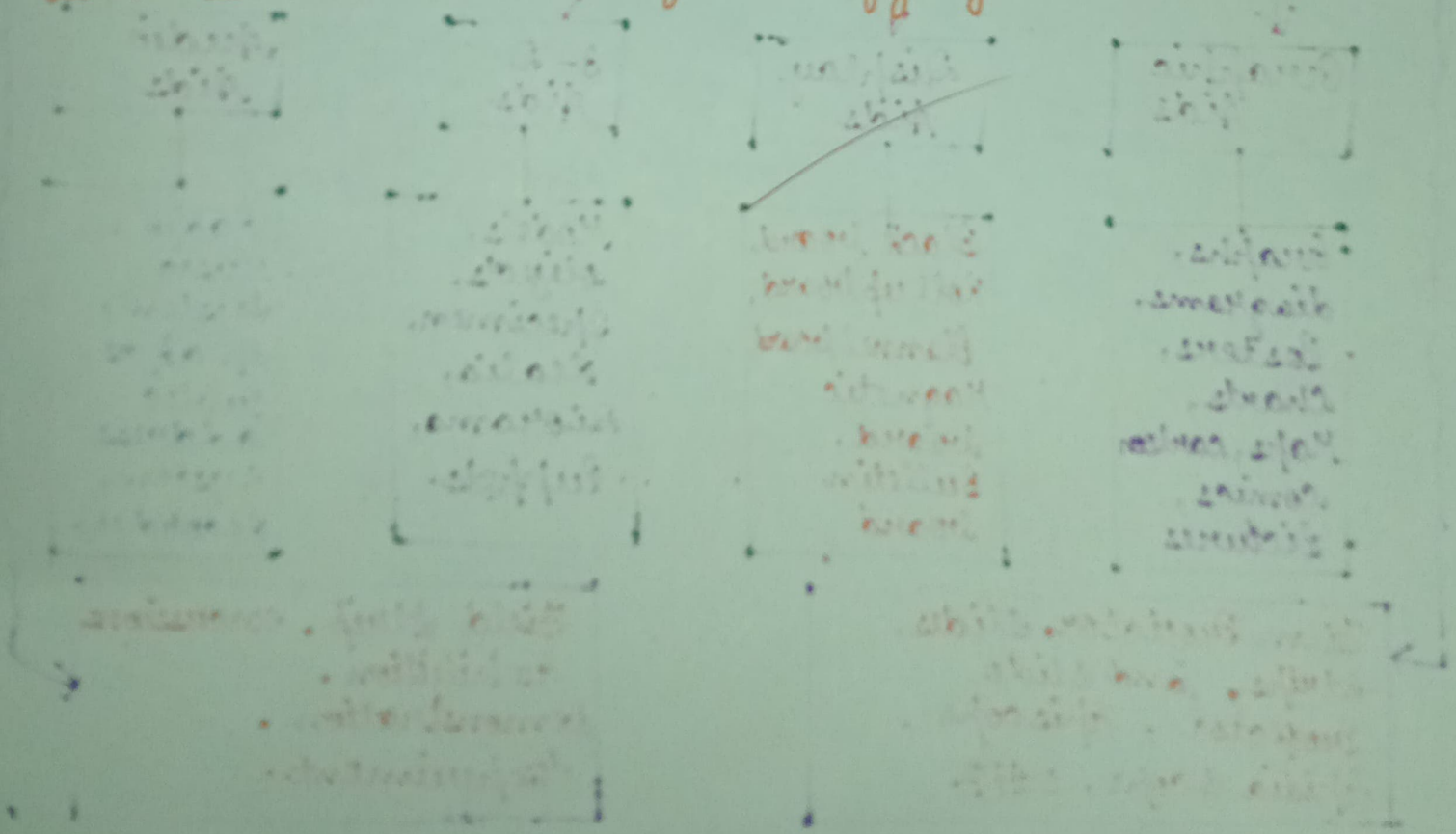
They facilitate in attaining the cognitive, affective, and psychomotor objective of teaching.

Some examples:-

Television, films and computers.

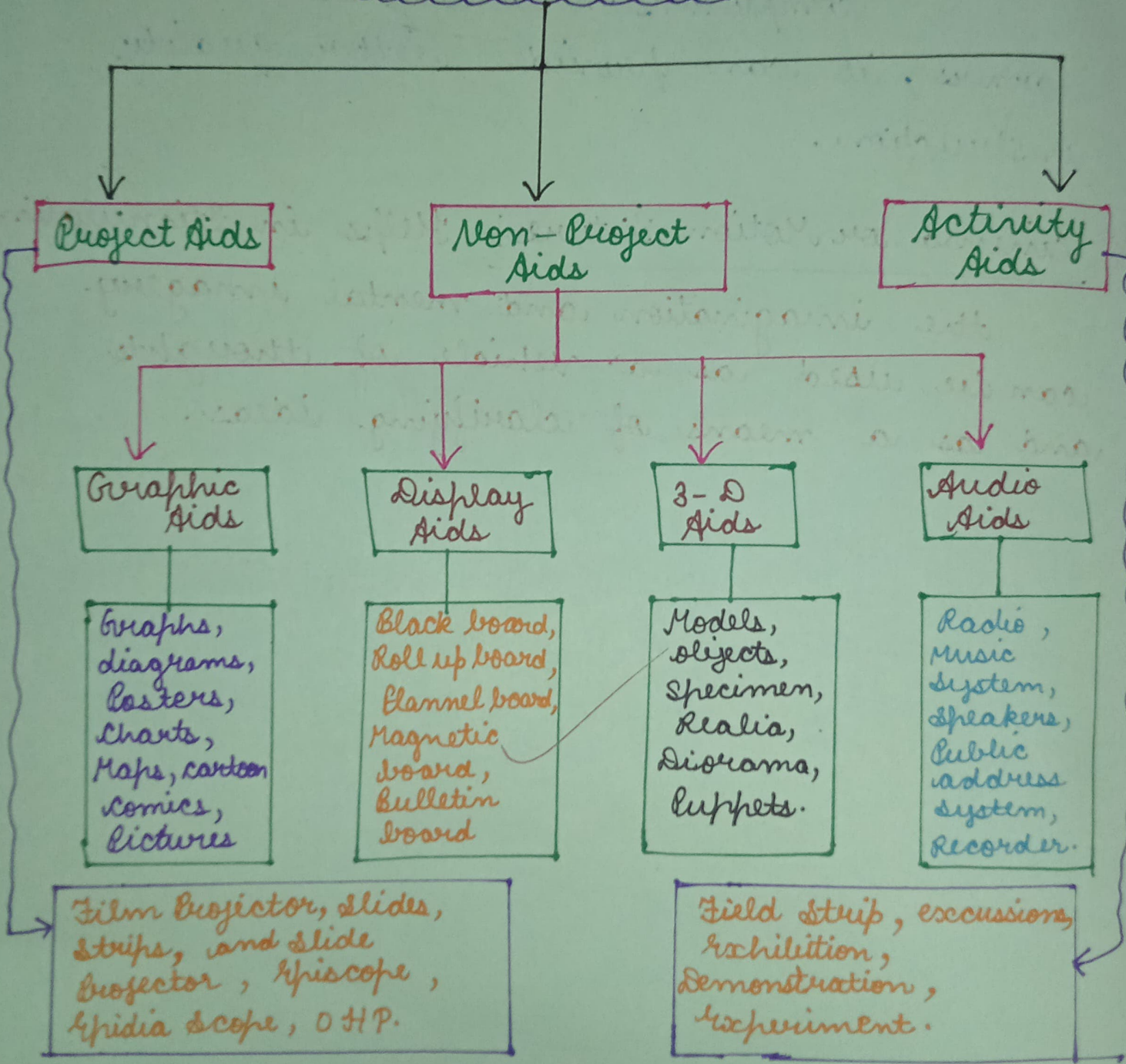
* Television:- It is used effectively to develop comprehension ability of the learners, it can provide better quality instruction.

* Cinema or Motion Pictures:- Helps in stimulating the imagination and mental imagery can be used as a vehicle of thoughts and is a means of clarifying ideas.



TYPES OF TLM:-

Teaching Learning Material



COLOURS NAME

SKY

GREEN

PINK

BROWN

BLUE

ORANGE

VERBS

Climb

catch


Run

Jump

clap

Draw

FLOWERS



DAYS OF THE WEEK

DAYS NAME

MONDAY

TUESDAY

WEDNESDAY

THURSDAY

FRIDAY

SATURDAY

SUNDAY

MONTHS

MONTHS

January

February

March

April

May

June

July

August

September

October

November

December



- * Identifying core values and formulating the vision and mission statements.
- * Determining schools goals and objectives.
- * Formulating the work and financial plan and annual implementation plan:



- * Developing the school's monitoring and reevaluation plan and structure.
- * Organising for implementation.
- * Writing the school improvement plan.

142
9/14/2026